



Unistik® TinyTouch™ has a safety lancet choice for both preterm and full term babies, enabling you to confidently collect the right sample, first time.

	Unistik TinyTouch™ Full Term	Depth 1.00mm	Length 2.50mm	Box of 50: AT2005
	Unistik TinyTouch™ Premie	Depth 0.85mm	Length 1.75mm	Box of 50: AT2004



HEELSTICK

Sample right
first time



Unistik® TinyTouch™

For more information please visit us at owenmumford.com

Our accreditations include:

- ISO13485 Certification
- Medical Device Directive 93/42/EEC
- CMDCAS 13485 (Canadian Health Authority)
- Environmental Management Systems ISO14001



1. Shah V. et al. Evaluation of a New Lancet Device (BD Quikheel) on Pain Response and Success of Procedure in Term Neonates. Arch Pediatr Adolesc Med, 2003; 157: 1075-1078.

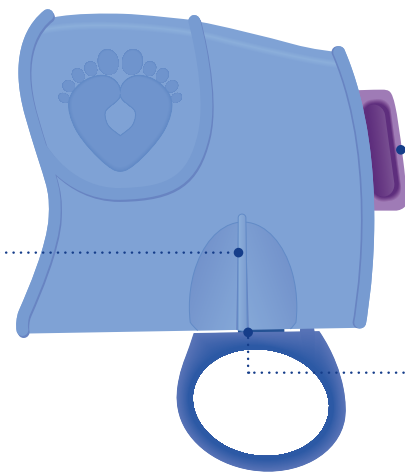
© Copyright Owen Mumford 2017
UTFRANGE-GL/ET/MCC/11702

Unistik® TinyTouch™

Designed to minimise discomfort for babies¹

Neonatal capillary sampling has its own unique challenges. Obtaining an adequate sample volume with a single incision, maintaining absolute sterility and minimising discomfort for the baby are top priorities.

Unistik® TinyTouch™ is a heel incision device designed specifically to meet these challenges. A clearly visible alignment guide lets you position the lancet with precision to ensure a quick, streamlined, optimal procedure. The easy-grip, quick-release sterility cap helps keep the blade sterile and reduces the stages required for use. Manual activation enables you to discharge the device with confidence, for the right sample first time.



Alignment guide
For precise lancet placement.

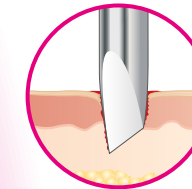
Manual activation button*
For simple device activation.

Sterile blade
Securely sealed into a sterile blade cover to ensure complete sterility of the device until the tab is removed.

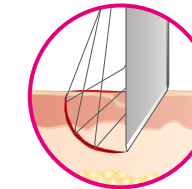
*The manual activation button remains depressed after use and the blade permanently retracts, minimising the risk of re-use, cross-infection and injury.

Designed to reach only the superficial blood vessels

Unistik® TinyTouch™ is designed to reach only the superficial blood vessels, without penetrating deep enough to reach dermal pain fibres. It features a motion, rather than a puncture, blade with penetration depths of 0.85mm for preterm and 1mm for full term babies. This type of device results in less pain for the baby¹, less distress for the family and more confidence for you.

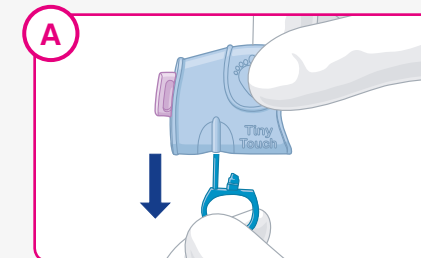


Puncture blade

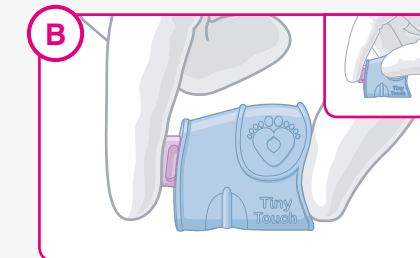


Motion blade

How to use Unistik® TinyTouch™ – as simple as ABC



Remove the sterility tab by pulling straight off.



There are two ways to grip the device. The preferred position is with thumb and finger gripping on the wider side. Alternatively, you may grip with your thumb against the narrow side.



Using the alignment guide, align the blade slot with the incision site, then activate the button. Blade will permanently retract after use. Dispose of in a suitable sharps container. To express blood, gently apply pressure at the top and bottom of the incision site.